



ELECTRIC MODEL AVAILABLE
Please see page 214

The COLUMN range from MYSON combines elegant style with practical design. At the forefront of the design radiator revolution, the COLUMN will make a focal point in any room. Available in vertical and horizontal models and in a selected range of colour options and sizes, the COLUMN radiator creates a selection of new interior design possibilities for you.

- There are over 60 stocked models available, with heights ranging from 300mm to 2000mm and lengths from 300mm to 1800mm
- Manufactured using a unique laser welding process that virtually eliminates the visible welding points
- The COLUMN radiator is also available as an electric model for instant heat as well as style, please see page 214



COLUMN VERTICAL



COLUMN HORIZONTAL

COLUMN

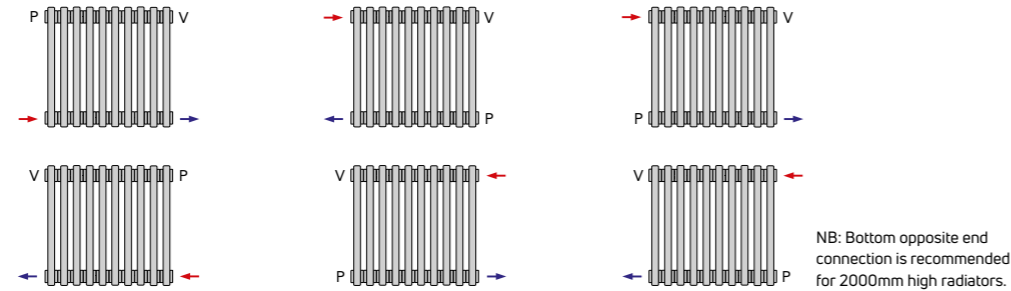
COLUMN

Technical information (cont...)

Connection options

4 x 1/2" BSP

All MYSON COLUMN radiators are manufactured with an internal baffle to help with water flow. The tapping with the baffle is identified with a red plastic cap, all others being blue. It is important that the water inlet is connected to the tapping identified in red. All MYSON COLUMN radiators are reversible so any of the following connections are possible:



NB: Bottom opposite end connection is recommended for 2000mm high radiators.

Heat outputs

COLUMN vertical - 2 column

Nominal Height	Nominal Width (mm)	No. of Sections	Heat Outputs @ ΔT 50°C		Heat Outputs @ ΔT 30°C		Order Code
			Watts	Btu/h	Watts	Btu/h	
1800mm	300	6	793	2706	401	1368	6 SEC 2180
	400	8	1058	3610	534	1822	8 SEC 2180
	500	10	1322	4511	668	2279	10 SEC 2180
	600	12	1587	5415	802	2736	12 SEC 2180
	750	15	1983	6766	1002	3419	15 SEC 2180
2000mm	300	6	880	3002	443	1512	6 SEC 2200
	400	8	1174	4005	590	2013	8 SEC 2200
	500	10	1468	5010	738	2518	10 SEC 2200
	600	12	1761	6008	886	3023	12 SEC 2200
	750	15	2202	7515	1107	3777	15 SEC 2200

COLUMN horizontal - 2 column

Nominal Height	Nominal Width (mm)	No. of Sections	Heat Outputs @ ΔT 50°C		Heat Outputs @ ΔT 30°C		Order Code
			Watts	Btu/h	Watts	Btu/h	
450mm	600	12	435	1485	230	785	12 SEC 2045
	800	16	580	1980	307	1047	16 SEC 2045
	1000	20	725	2474	384	1310	20 SEC 2045
	1200	24	870	2969	461	1573	24 SEC 2045
	1400	28	1015	3464	538	1836	28 SEC 2045
600mm	600	12	564	1925	298	1017	12 SEC 2060
	800	16	752	2567	397	1355	16 SEC 2060
	1000	20	940	3209	496	1692	20 SEC 2060
	1200	24	1128	3850	595	2030	24 SEC 2060
	1400	28	1316	4490	694	2368	28 SEC 2060

COLUMN horizontal - 3 column

Nominal Height	Nominal Width (mm)	No. of Sections	Heat Outputs @ ΔT 50°C		Heat Outputs @ ΔT 30°C		Order Code
			Watts	Btu/h	Watts	Btu/h	
300mm	800	16	566	1933	299	1020	16 SEC 3030
	1000	20	708	2416	374	1276	20 SEC 3030
	1400	28	991	3382	524	1788	28 SEC 3030
	1800	36	1274	4348	673	2296	36 SEC 3030
450mm	600	12	605	2064	319	1088	12 SEC 3045
	800	16	807	2753	426	1454	16 SEC 3045
	1000	20	1009	3443	532	1815	20 SEC 3045
	1200	24	1211	4132	638	2177	24 SEC 3045
	1400	28	1413	4821	745	2542	28 SEC 3045
	1800	36	1818	6203	958	3269	36 SEC 3045

COLUMN

Heat outputs (cont...)

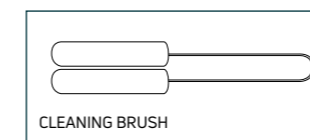
COLUMN horizontal - 3 column (cont...)

Nominal Height	Nominal Width (mm)	No. of Sections	Heat Outputs @ ΔT 50°C		Heat Outputs @ ΔT 30°C		Order Code
			Watts	Btu/h	Watts	Btu/h	
600mm	600	12	780	2661	407	1389	12 SEC 3060
	800	16	1041	3552	542	1849	16 SEC 3060
	1000	20	1301	4439	678	2313	20 SEC 3060
	1200	24	1561	5326	814	2777	24 SEC 3060
	1400	28	1821	6213	949	3238	28 SEC 3060
750mm	600	12	952	3248	492	1679	12 SEC 3075
	800	16	1270	4335	656	2238	16 SEC 3075
	1000	20	1588	5418	820	2798	20 SEC 3075
	1200	24	1905	6500	984	3357	24 SEC 3075
	1400	28	2223	7586	1148	3917	28 SEC 3075

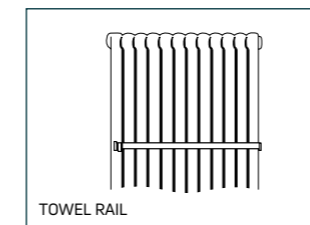
COLUMN horizontal - 4 column

Nominal Height	Nominal Width (mm)	No. of Sections	Heat Outputs @ ΔT 50°C		Heat Outputs @ ΔT 30°C		Order Code
			Watts	Btu/h	Watts	Btu/h	
300mm	800	16	729	2487	386	1317	16 SEC 4030
	1000	20	911	3108	482	1645	20 SEC 4030
	1400	28	1276	4354	675	2303	28 SEC 4030
	1800	36	1640	5596	868	2962	36 SEC 4030
450mm	600	12	776	2648	404	1378	12 SEC 4045
	800	16	1035	3531	539	1839	16 SEC 4045
	1000	20	1294	4415	674	2300	20 SEC 4045
	1200	24	1552	5295	809	2760	24 SEC 4045
	1400	28	1811	6179	944	3221	28 SEC 4045
	1800	36	2328	7943	1213	4139	36 SEC 4045
600mm	600	12	997	3402	515	1757	12 SEC 4060
	800	16	1329	4537	686	2341	16 SEC 4060
	1000	20	1662	5671	858	2927	20 SEC 4060
	1200	24	1994	6805	1030	3514	24 SEC 4060
	1400	28	2327	7939	1201	4098	28 SEC 4060
750mm	600	12	1213	4139	620	2115	12 SEC 4075
	800	16	1618	5521	827	2822	16 SEC 4075
	1000	20	2023	6902	1034	3528	20 SEC 4075
	1200	24	2427	8281	1241	4234	24 SEC 4075
	1400	28	2832	9663	1448	4941	28 SEC 4075

Accessories



CLEANING BRUSH



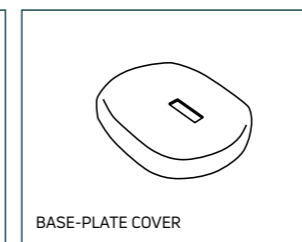
TOWEL RAIL



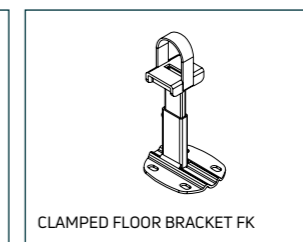
DECORATIVE FOOT

Product	Order Code
Microfibre Cleaning Brush	COLUMNBRUSH2
Towel Rail - Clip-on to fit all radiators up to 1000mm wide (20 sections)	12SECRAIL* 16SECRAIL* 20SECRAIL*
Decorative Foot** (not load bearing)	COLDECFOOT
Base-Plate Cover** - For use with both floor brackets	COVERSKFK
Clamped Floor Bracket FK	FK1021

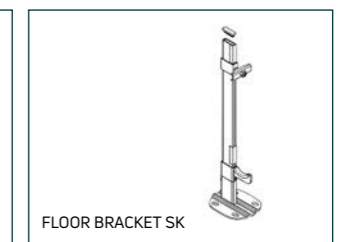
Floor Bracket SK	Height of Bracket (mm)		Height of Radiator (mm)	Order Code
	460	610		
	460	300	300	SK20046*
	610	450	450	SK20061
	760	600	600	SK20076
	910	750	750	SK20091



BASE-PLATE COVER



CLAMPED FLOOR BRACKET FK



FLOOR BRACKET SK

*Non-stock - made to order only.
**Supplied in white (RAL 9016) only.