


















# AWE

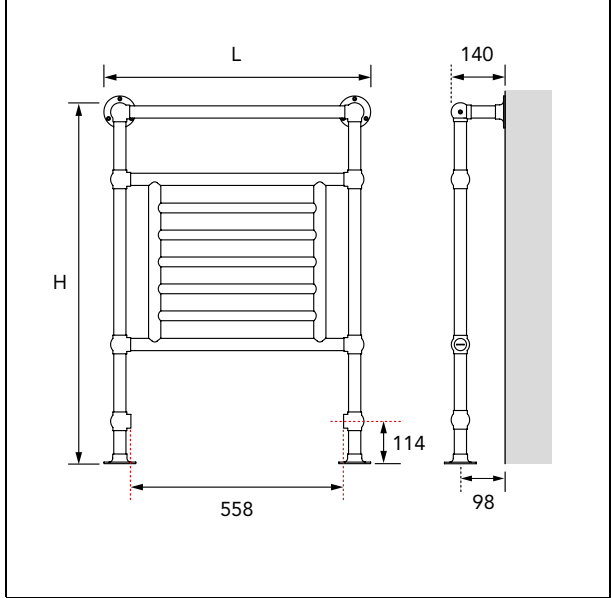
AWE is an attractive and distinguished design. It is a floor standing towel warmer that will make a very stylish addition to any bathroom. It is manufactured from quality brass with a highly polished chrome plated finish which will create a focal point in any bathroom.



## GENERAL SPECIFICATION

- 
**CERTIFICATION**  
 Manufactured and tested to BS EN 442. Carries the BS Kitemark. Produced under an environmental management system - ISO 14001:2004.
  - 
**CONNECTIONS**  
 2 x 1/2" BSP as standard.
  - 
**AIR VENTS**  
 Integrated.
  - 
**OPERATING PRESSURES**  
 Tested to a pressure of 6.9 bar. Working pressure of up to 5.3 bar.
  - 
**DUAL FUEL**  
 PTC200 dual fuel heater kit available. Please see page 118.
  - 
**APM® TECHNOLOGY**  
 PTC heater kit comes with APM® technology. Please see page 243.
  - 
**DELIVERY**  
 2 - 5 working days.
  - 
**VALVES**  
 Please see page 118.
  - 
**GUARANTEE**  
 10 year guarantee from date of purchase against manufacturing defects.
  - 
**COLOUR**  
 Finished in chrome.
  - 
**MATERIAL**  
 Manufactured from brass.
  - 
**ACCESSORIES**  
 Please see page 118.
  - 
**SYSTEM (INDIRECT)**  
 2 pipe pumped indirect domestic and commercial heating applications.
  - 
**SYSTEM (DIRECT)**  
 Suitable for direct systems. Please refer to page 243 for information on dezincification.
- For more general information, please see page 242.

## DIMENSIONS



## WEIGHT & n-COEFFICIENT

Model	Weight (kg)	n-Coefficient
B27/1	10.50	1.240

Order Code	Nominal Height (H) (mm)	Nominal Length (L) (mm)	Heat Outputs @ ΔT 50°C		Heat Outputs @ ΔT 30°C		Dual Fuel Rating (Watts)
			Watts	Btu/h	Watts	Btu/h	
B27/1	955	693	223	761	118	403	200