














RAL 9016  
Traffic White

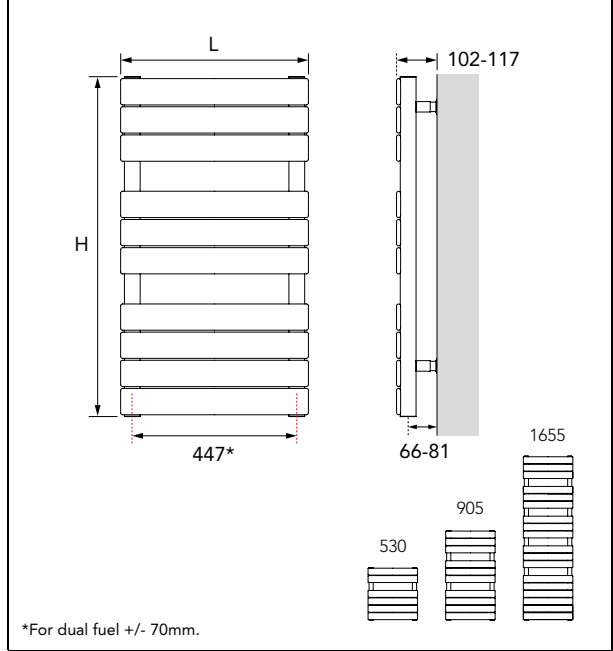
INTERLUDE is a simple and elegant flat tube radiator. It is manufactured from quality steel and has a sleek and streamlined appearance. It is both practical and attractive and is available in selected RAL, metallic or special metallic finishes.

**GENERAL SPECIFICATION**

-  **CERTIFICATION**  
Manufactured and tested to BS EN 442. Carries the BS Kitemark. Produced under a quality management system - ISO 9001:2008 and environmental management system - ISO 14001:2004.
-  **CONNECTIONS**  
2 x 1/2" BSP as standard.
-  **AIR VENTS**  
Included in the packaging.
-  **OPERATING PRESSURES**  
Tested to a pressure of 5.2 bar. Working pressure of up to 4 bar.
-  **GUARANTEE**  
10 year guarantee from date of purchase against manufacturing defects.
-  **DUAL FUEL**  
ECO450 dual fuel heater kit available for INT2 & INT3 only. Please see page 118.
-  **COLOUR**  
Finished in white (RAL 9016) or selected RAL, textured, metallic or shimmer metallic colours. Please see page 244.
-  **DELIVERY**  
Stocked items (white/RAL 9006): 2 - 5 working days. Non-stocked items (colour): 6 - 8 weeks.
-  **MATERIAL**  
Manufactured from steel.
-  **VALVES**  
Please see page 118.
-  **SYSTEM**  
2 pipe pumped indirect domestic and commercial heating applications.

For more general information, please see page 242.

**DIMENSIONS**



**WEIGHTS, WATER CONTENTS & n-COEFFICIENTS**

Model	Weight (kg)	Water Content (l)	n-Coefficient
INT1	9.31	2.9	1.190
INT2	13.68	4.8	1.205
INT3	19.86	8.6	1.227

Order Code	Nominal Height (H) (mm)	Nominal Length (L) (mm)	Heat Outputs @ ΔT 50°C		Heat Outputs @ ΔT 30°C		Dual Fuel Rating Watts
			Watts	Btu/h	Watts	Btu/h	
INT1	530	500	295	1007	161	549	-
INT2	905	500	470	1604	254	867	450
INT3	1655	500	817	2788	435	1484	450