
















THIRLMERE

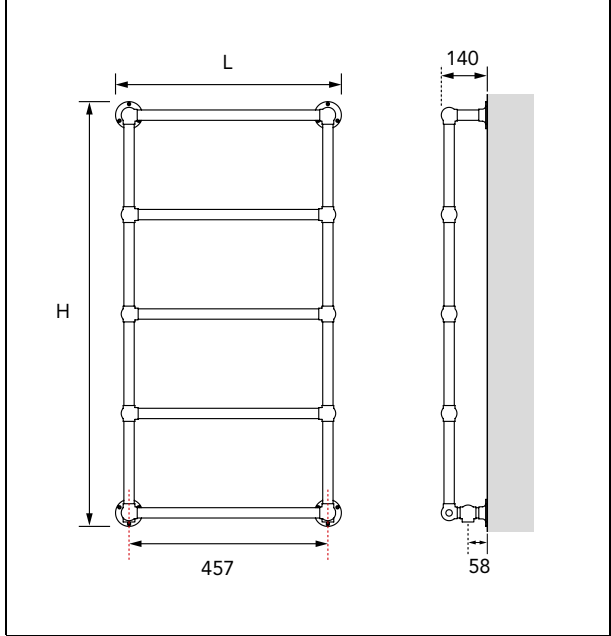
THIRLMERE is an elegant, minimalist design that projects a classic and simple style. It makes a subtle but important addition to any bathroom - unobtrusively and quietly satisfying the need for both style and function. It is manufactured from quality brass and has a highly polished chrome plated finish.



GENERAL SPECIFICATION

- 
CERTIFICATION
 Manufactured and tested to BS EN 442. Carries the BS Kitemark. Produced under an environmental management system - ISO 14001:2004.
 - 
CONNECTIONS
 2 x ½" BSP as standard.
 - 
AIR VENTS
 Integrated.
 - 
OPERATING PRESSURES
 Tested to a pressure of 6.9 bar. Working pressure of up to 5.3 bar.
 - 
DUAL FUEL
 PTC150 dual fuel heater kit available. Please see page 118.
 - 
APM® TECHNOLOGY
 PTC heater kit comes with APM® technology. Please see page 243.
 - 
DELIVERY
 2 - 5 working days.
 - 
VALVES
 Please see page 118.
 - 
GUARANTEE
 10 year guarantee from date of purchase against manufacturing defects.
 - 
COLOUR
 Finished in chrome.
 - 
MATERIAL
 Manufactured from brass.
 - 
SYSTEM (INDIRECT)
 2 pipe pumped indirect domestic and commercial heating applications.
 - 
SYSTEM (DIRECT)
 Suitable for direct systems. Please refer to page 243 for information on dezincification.
- For more general information, please see page 242.

DIMENSIONS



WEIGHT

Model	Weight (kg)
B35/1	10.50

Order Code	Nominal Height (H) (mm)	Nominal Length (L) (mm)	Heat Outputs @ ΔT 50°C		Heat Outputs @ ΔT 30°C		Dual Fuel Rating
			Watts	Btu/h	Watts	Btu/h	Watts
B35/1	1303	540	226*	770*	122*	416*	150

*Outputs NPD, see page 243.