
















LST RANGE (LOW SURFACE TEMPERATURE)

The MYSON LST is the UK's most comprehensive and popular range of LST radiators, with both horizontal and vertical options available. The range is compliant with NHS Estates Guidance Notes 1998 and comes with anti-bacterial paint, making it ideal for hospital and care home applications. The LST range is also suitable for schools, student accommodation and other social housing projects as the surface temperature remains below 43°C and comes with safety conscious round steel casing which eliminates sharp edges and ensures pipe work is concealed.

- The MYSON LST is available in 94 sizes
- It is available in three types, Super, Super Extra and Super Plus
- There are five different heights ranging from 572mm to 2072mm
- We offer lengths from 420mm, which is the slimmest panel LST radiator on the market today, through to 2200mm, the widest panel LST radiator

LST (LOW SURFACE TEMPERATURE) GENERAL SPECIFICATION & TECHNICAL INFORMATION

-  **CERTIFICATION**
Manufactured and tested to BS EN 442. Carries the BS Kitemark. Produced under a quality management system - ISO 9001:2008 and environmental management system - ISO 14001:2004.
-  **GUARANTEE**
10 year guarantee from date of purchase against manufacturing defects for both the radiator and the casing.
-  **COLOUR**
All radiators are de-greased, phosphated and primer coated. An epoxy polyester finishing coat in white (RAL 9016) is applied to all front and rear surfaces.
-  **ANTI-BACTERIAL PAINT**
Coating to suppress bacterial growth.
-  **ACCESSORIES**
Touch up paint available on request.
-  **SYSTEM**
2 pipe pumped indirect domestic and commercial heating applications.
-  **CONNECTIONS**
4 x 1/2" BSP. Please refer to control options on page 41.
-  **AIR VENTS**
Air vent and plug packs are included in the packaging.
-  **OPERATING PRESSURES**
Tested to a pressure of 10.5 bar. Working pressure of up to 8.0 bar.
-  **OPERATING TEMPERATURE**
Surface temperature below 43°C. Water inlet temperature up to 82°C.
-  **DELIVERY**
2 - 5 working days.
-  **VALVES**
Please see page 228.
-  **BIM**
Visit our website to download the BIM components www.myson.co.uk/bim

For more general information, please see page 250.

WEIGHTS & WATER CONTENTS PER RADIATOR - LST SUPER

Nominal Length (mm)	Nominal Height (mm)							
	572		672		872		972	
	Weight (kg)	Water Content (l)	Weight (kg)	Water Content (l)	Weight (kg)	Water Content (l)	Weight (kg)	Water Content (l)
420	-	-	7.43	0.63	10.15	0.90	11.36	1.05
600	-	-	11.02	0.84	15.32	1.20	17.22	1.40
800	12.10	1.02	14.90	1.26	20.90	1.80	23.53	2.10
1000	15.22	1.36	18.80	1.68	26.50	2.40	29.88	2.80
1200	18.45	1.70	22.69	2.10	32.09	3.00	36.21	3.50
1400	21.63	2.04	26.62	2.52	37.73	3.60	42.57	4.20
1600	24.80	2.38	30.56	2.94	43.37	4.20	48.94	4.90
1800	27.94	2.72	34.53	3.36	49.04	4.80	55.34	5.60
2000	31.07	3.06	38.40	3.78	54.62	5.40	61.74	6.30
2200	-	-	42.27	4.20	60.20	6.00	-	-

WEIGHTS & WATER CONTENTS PER RADIATOR - LST SUPER EXTRA

Nominal Length (mm)	Nominal Height (mm)			
	672		872	
	Weight (kg)	Water Content (l)	Weight (kg)	Water Content (l)
600	14.63	1.72	20.39	2.48
800	19.96	2.58	28.51	3.72
1000	25.30	3.44	35.96	4.96
1200	30.84	4.30	43.88	6.20
1400	36.27	5.16	51.46	7.44
1600	41.74	6.02	60.07	8.68
1800	47.03	6.88	67.42	9.92
2000	53.19	7.74	75.03	11.16
2200	58.38	8.60	83.21	12.40

WEIGHTS & WATER CONTENTS PER RADIATOR - LST SUPER PLUS

Nominal Length (mm)	Nominal Height (mm)							
	572		672		872		972	
	Weight (kg)	Water Content (l)	Weight (kg)	Water Content (l)	Weight (kg)	Water Content (l)	Weight (kg)	Water Content (l)
420	-	-	10.61	1.29	14.78	1.86	16.62	2.10
600	-	-	16.28	1.72	23.04	2.48	26.07	2.80
800	17.92	2.04	22.36	2.58	31.88	3.72	36.18	4.20
1000	22.70	2.72	28.44	3.44	40.72	4.96	46.32	5.60
1200	27.50	3.40	34.52	4.30	49.59	6.20	56.45	7.00
1400	32.31	4.08	40.61	5.16	58.44	7.44	66.57	8.40
1600	37.12	4.76	46.74	6.02	67.33	8.68	76.73	9.80
1800	41.80	5.44	52.88	6.88	76.24	9.92	86.91	11.20
2000	46.74	6.12	58.94	7.74	85.06	11.16	97.09	12.60
2200	-	-	65.00	8.60	93.88	12.40	-	-

n-COEFFICIENTS

Type		Nominal Height (mm)			
		572	672	872	972
11	LS	W	1.3027	1.3093	1.3178
21	LSX	-	1.2808	1.2640	-
22	LSP	1.3121	1.3229	1.3444	1.3528

BRACKET POSITIONS & DIMENSIONS

*60mm for the 420mm wide version.

Enclosure Height A (mm)	Emitter Height B (mm)
572	300
672	400
872	600
972	700

Important: It is advisable to leave a further 5mm clearance above any final floor covering to allow for easy fitting and removal.

NB: All measurements are nominal.



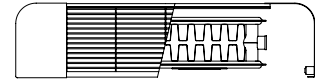
LST (LOW SURFACE TEMPERATURE)

HEAT OUTPUTS

LST SUPER - Nominal Depth 107mm



LST SUPER PLUS - Nominal Depth 157mm



Nominal Height	Outer Casing Nominal Length (mm)
572mm	800
	1000
	1200
	1400
	1600
	1800
2000	

Heat Outputs @ ΔT 50°C		Heat Outputs @ ΔT 30°C		Order Code
Watts	Btu/h	Watts	Btu/h	
277	946	139	475	5 LS 080
370	1261	186	634	5 LS 100
462	1576	232	792	5 LS 120
554	1890	278	949	5 LS 140
647	2207	325	1109	5 LS 160
739	2521	371	1266	5 LS 180
832	2837	418	1426	5 LS 200

Heat Outputs @ ΔT 50°C		Heat Outputs @ ΔT 30°C		Order Code
Watts	Btu/h	Watts	Btu/h	
545	1861	276	942	5 LSP 080
727	2481	368	1256	5 LSP 100
909	3102	460	1571	5 LSP 120
1091	3722	552	1883	5 LSP 140
1273	4342	644	2199	5 LSP 160
1454	4961	736	2511	5 LSP 180
1636	5583	829	2827	5 LSP 200

672mm	420
	600
	800
	1000
	1200
	1400
	1600
	1800
2000	
2200	

182	621	92	314	6 LS 042
243	830	123	418	6 LS 060
365	1245	184	627	6 LS 080
486	1660	245	836	6 LS 100
608	2074	306	1045	6 LS 120
730	2489	368	1254	6 LS 140
851	2904	429	1463	6 LS 160
973	3319	490	1672	6 LS 180
1094	3734	551	1881	6 LS 200
1216	4149	612	2088	6 LS 220

351	1198	179	611	6 LSP 042
468	1597	238	811	6 LSP 060
702	2395	357	1217	6 LSP 080
936	3194	475	1622	6 LSP 100
1170	3992	594	2028	6 LSP 120
1404	4790	713	2433	6 LSP 140
1638	5589	832	2839	6 LSP 160
1872	6387	951	3244	6 LSP 180
2106	7186	1070	3650	6 LSP 200
2340	7984	1188	4053	6 LSP 220

872mm	420
	600
	800
	1000
	1200
	1400
	1600
	1800
2000	
2200	

265	904	134	457	8 LS 042
353	1205	179	610	8 LS 060
530	1808	268	915	8 LS 080
706	2410	358	1221	8 LS 100
883	3013	447	1526	8 LS 120
1060	3615	537	1831	8 LS 140
1236	4218	626	2136	8 LS 160
1413	4820	716	2441	8 LS 180
1589	5423	805	2746	8 LS 200
1766	6026	894	3050	8 LS 220

494	1686	253	863	8 LSP 042
659	2249	337	1150	8 LSP 060
989	3374	505	1724	8 LSP 080
1318	4498	674	2299	8 LSP 100
1648	5623	842	2874	8 LSP 120
1978	6748	1011	3449	8 LSP 140
2307	7872	1179	4023	8 LSP 160
2637	8997	1348	4598	8 LSP 180
2966	10121	1516	5173	8 LSP 200
3296	11245	1684	5746	8 LSP 220

972mm	420
	600
	800
	1000
	1200
	1400
	1600
	1800
2000	

304	1037	155	529	9 LS 042
405	1383	206	702	9 LS 060
608	2074	309	1053	9 LS 080
810	2765	412	1404	9 LS 100
1013	3456	514	1755	9 LS 120
1216	4148	617	2106	9 LS 140
1418	4839	720	2457	9 LS 160
1621	5530	823	2808	9 LS 180
1823	6220	925	3156	9 LS 200

560	1911	287	979	9 LSP 042
747	2548	383	1306	9 LSP 060
1120	3822	574	1959	9 LSP 080
1494	5096	766	2613	9 LSP 100
1867	6370	957	3266	9 LSP 120
2240	7644	1149	3919	9 LSP 140
2614	8918	1340	4572	9 LSP 160
2987	10192	1531	5225	9 LSP 180
3361	11468	1723	5879	9 LSP 200

LST SUPER EXTRA - Nominal Depth 127 mm



Nominal Height	Outer Casing Nominal Length (mm)
672mm	600
	800
	1000
	1200
	1400
	1600
	1800
2000	
2200	

Heat Outputs @ ΔT 50°C		Heat Outputs @ ΔT 30°C		Order Code
Watts	Btu/h	Watts	Btu/h	
355	1211	184	629	6 LSX 060
532	1815	277	944	6 LSX 080
710	2423	369	1258	6 LSX 100
887	3026	461	1573	6 LSX 120
1064	3630	553	1888	6 LSX 140
1242	4238	645	2202	6 LSX 160
1419	4842	738	2517	6 LSX 180
1597	5449	830	2831	6 LSX 200
1774	6053	922	3146	6 LSX 220

872mm	600
	800
	1000
	1200
	1400
	1600
	1800
	2000
2200	

483	1648	253	864	8 LSX 060
725	2474	380	1296	8 LSX 080
966	3296	506	1728	8 LSX 100
1208	4122	633	2160	8 LSX 120
1450	4947	760	2592	8 LSX 140
1691	5770	886	3024	8 LSX 160
1933	6595	1013	3456	8 LSX 180
2174	7418	1139	3888	8 LSX 200
2416	8243	1266	4320	8 LSX 220

LST (LOW SURFACE TEMPERATURE)

VALVES & CONTROLS

MYSON offer a range of thermostatic valves designed to maximise the effectiveness of our range of Low Surface Temperature radiators. Two designs are available, the Universal Close Coupled Kit which allows the case to be removed for cleaning without removing the TRV head, and the competitively priced Direct Fit Kit.

DIRECT FIT TRV KIT

Suitable for TBOE connection only.

This kit allows a MYSON TRV to be mounted directly onto the internal radiator, making it an integral part of the LST radiator.

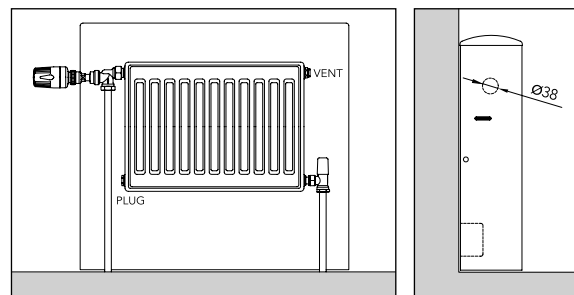
This option utilises the 38mm knock out in the LST casing.



Direct Fit TRV Kit comprises:

- 1 x Horizontal angle TRV body
- 1 x TRV head
- 1 x Extension adaptor
- 1 x Plastic bush
- 1 x MATCHMASTER lockshield valve

Order Code: DIRECTFIT



Direct Fit Kit

UNIVERSAL CLOSE COUPLED KIT

Suitable for TBOE, TBSE or BOE connections.

This kit allows the MYSON TRV to be mounted directly onto the LST casing, with a choice of positions for both the TRV head and TRV straight valve body.

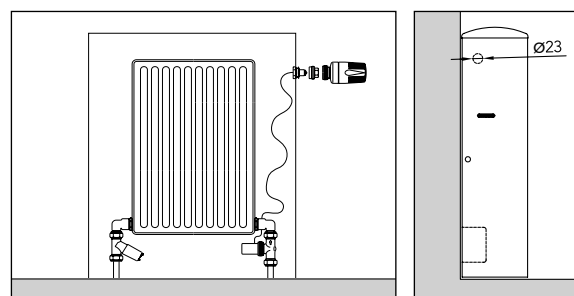
This option utilises the 23mm knock out on the LST casing.



Universal Close Coupled TRV:

- 1 x TRV head
- 1 x TRV straight body
- 1 x LST capillary unit/actuator/sensor head adaptor
- 1 x MATCHMASTER straight lockshield valve
- 2 x Integration elbows
- 2 x Locking pins

Order Code: UNICCKTC



Universal Close Coupled Kit

Please see page 228 for more information.